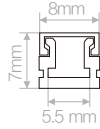
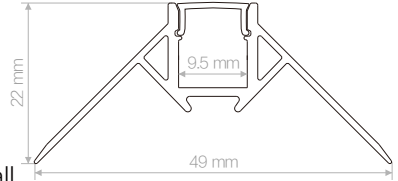
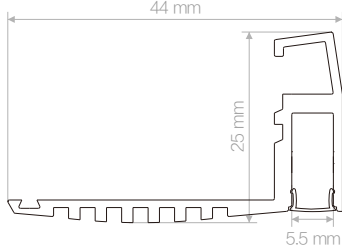
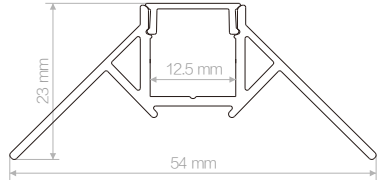
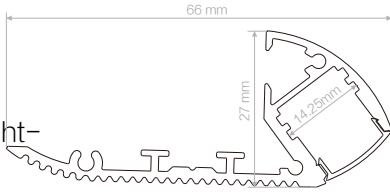
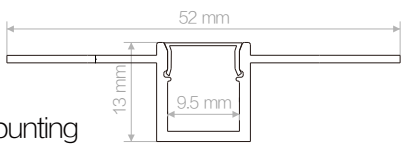
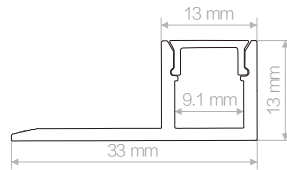
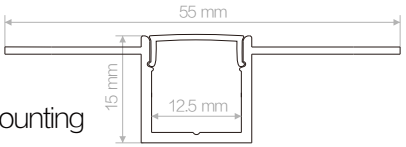
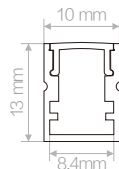
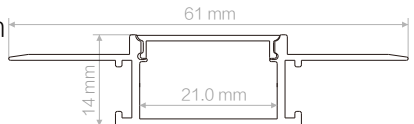
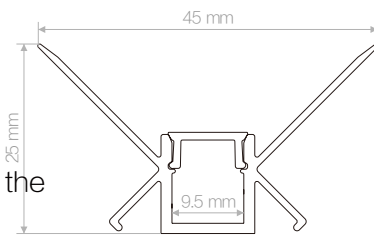
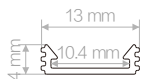
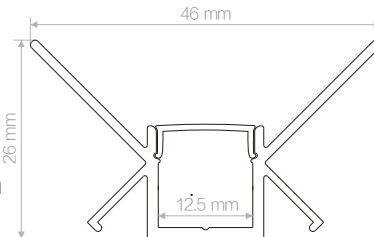
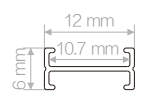
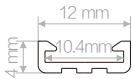

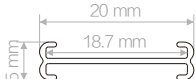


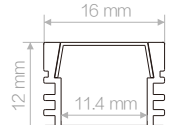
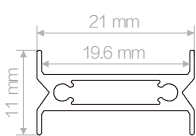
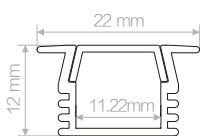
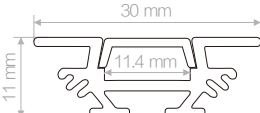

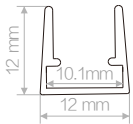
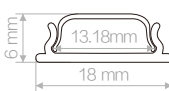
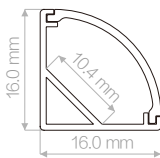
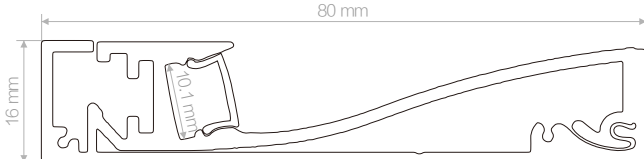
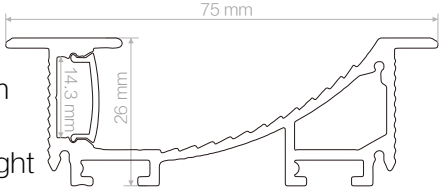
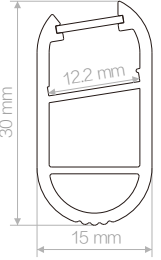
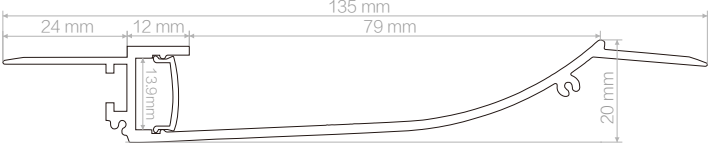
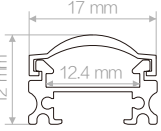
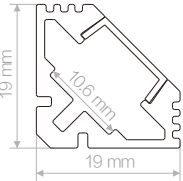
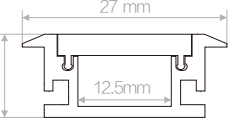
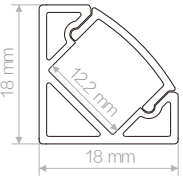
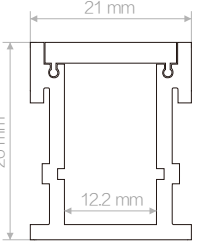
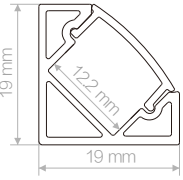
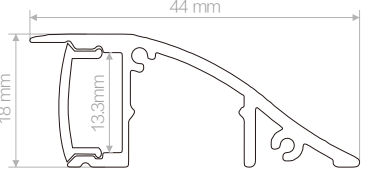
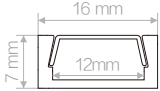
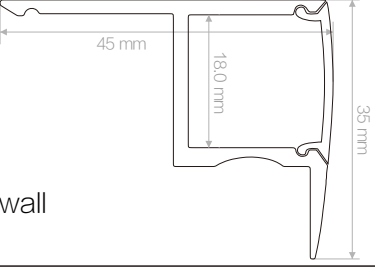
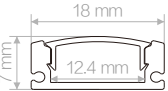
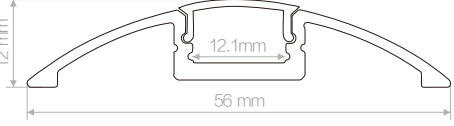
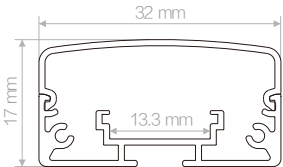
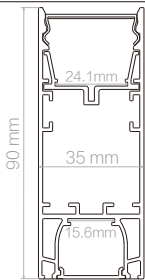
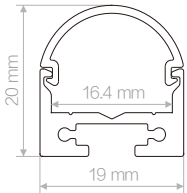
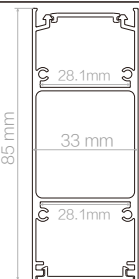
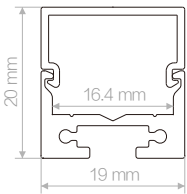
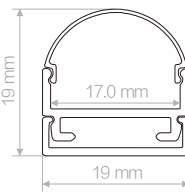
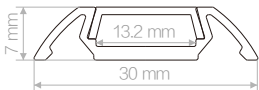
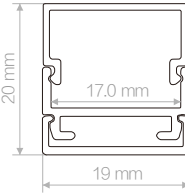
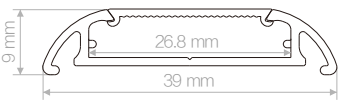
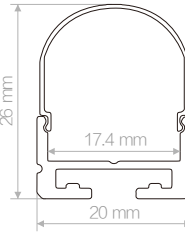
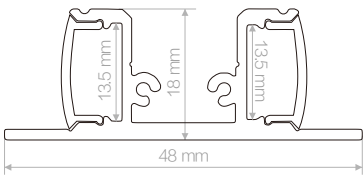
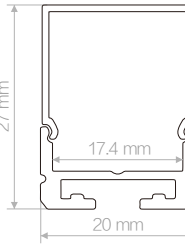
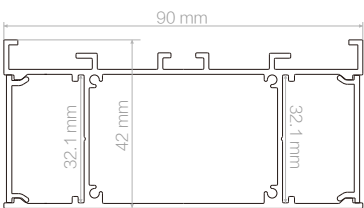
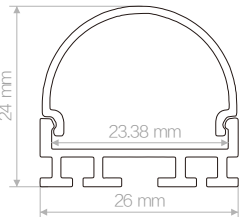
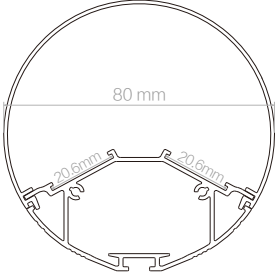
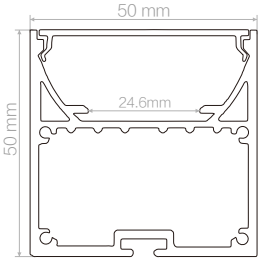
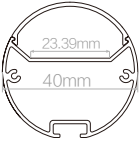
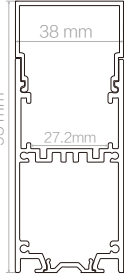

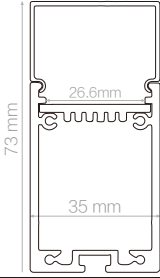

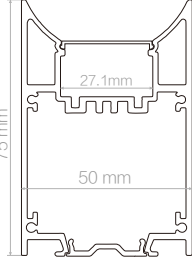
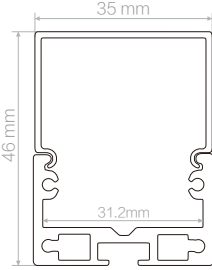
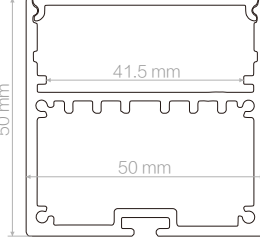
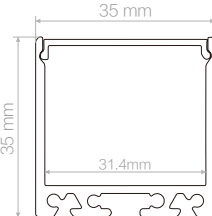
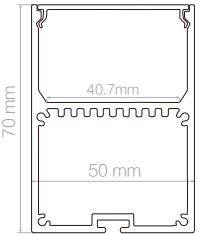
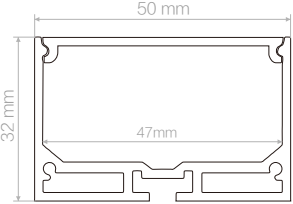
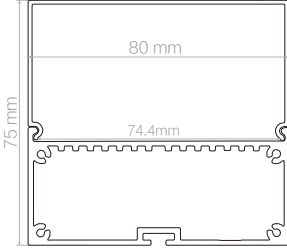


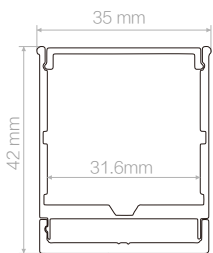
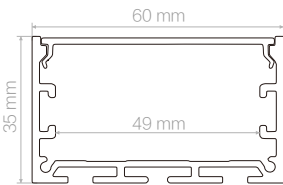
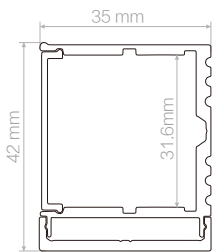
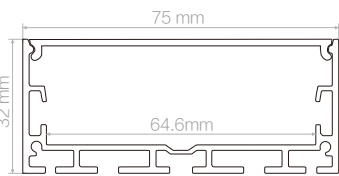
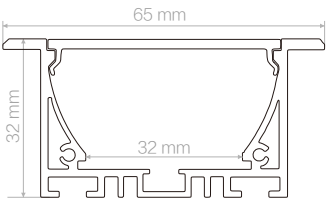
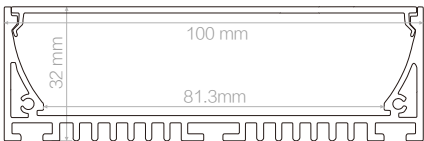
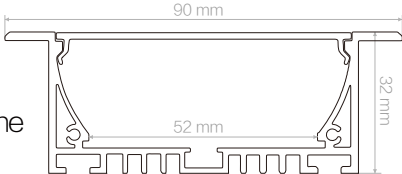
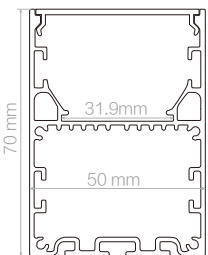
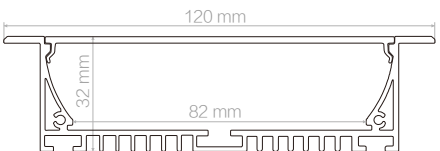
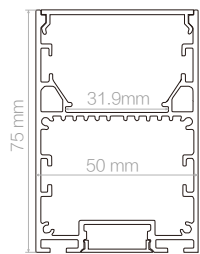
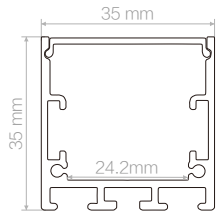
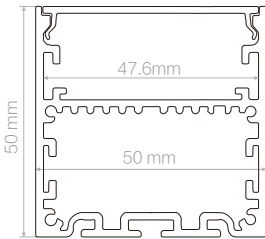
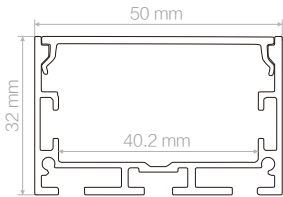
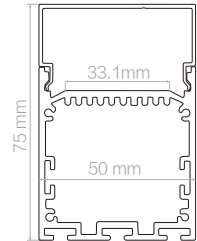
<p>Model.: XC0001  Dimension: 8*7mm  PCB width: 5mm  Application: Surface mounted at the glass bottom</p> 	<p>Model: XC0008  Dimension: 49*22mm  PCB width: 8mm  Application: Installed outside the corner of wall</p> 
<p>Model: XC0002  Dimension: 44*25mm  PCB width: 5mm  Application: for stair lighting</p> 	<p>Model: XC0009  Dimension: 54*23mm  PCB width: 12mm  Application: Installed outside the corner of wall</p> 
<p>Model: XC0003  Dimension: 66*27mm  PCB width: 12mm  Application: for stair lighting</p> 	<p>Model: XC0010  Dimension: 52*13mm  PCB width: 8mm  Application: recessed mounting on the wall</p> 
<p>Model: XC0004  Dimension: 33*13mm  PCB width: 8mm  Application: Installed at the edge of ceramic tile</p> 	<p>Model: XC0011  Dimension: 55*15mm  PCB width: 12mm  Application: recessed mounting on the wall</p> 
<p>Model: XC0005  Dimension: 10*13mm  PCB width: 8mm  Application: Installed on the surface of desk</p> 	<p>Model: XC0012  Dimension: 61*14mm  PCB width: 20mm  Application: recessed mounting on the wall</p> 
<p>Model: XC0006  Dimension: 45*25mm  PCB width: 8mm  Application: Installed in the corner of wall</p> 	<p>Model: XC0013  Dimension: 13*4mm  PCB width: 8mm  Application: for heat dissipation</p> 
<p>Model: XC0007  Dimension: 46*26mm  PCB width: 12mm  Application: Installed in the corner of wall</p> 	<p>Model: XC0014  Dimension: 12*6mm  PCB width: 8mm  Application: for heat dissipation</p> 

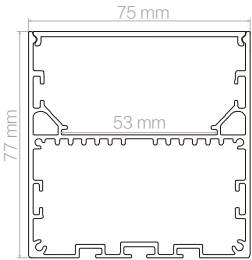
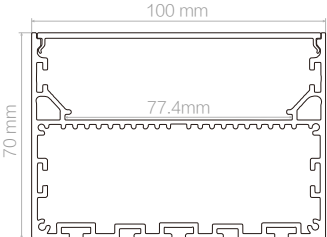
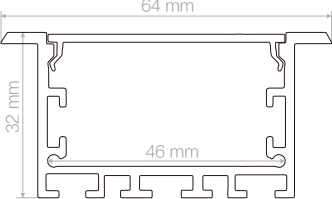
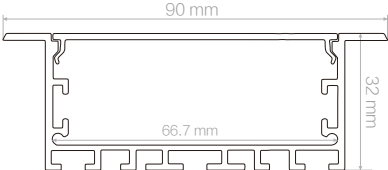
<p>Model: XC0015  Dimension: 12*4mm  PCB width: 8mm  Application: for heat dissipation</p> 	<p>Model: XC0022  Dimension: 22*7mm  PCB width: 10mm  Application: recessed on the top of the locker</p> 
<p>Model: XC0016  Dimension: 20*5mm  PCB width: 15mm  Application: for heat dissipation</p> 	<p>Model: XC0023  Dimension: 22*7mm  PCB width: 10mm  Application: recessed on the top of the locker</p> 
<p>Model: XC0017  Dimension: 21*7mm  PCB width: 15mm  Application: for heat dissipation</p> 	<p>Model: XC0024  Dimension: 16*12mm  PCB width: 10mm  Application: stair armrest lighting/indoor pendant lighting</p> 
<p>Model: XC0018  Dimension: 21*11mm  PCB width: 15mm  Application: for heat dissipation</p> 	<p>Model: XC0025  Dimension: 22*12mm  PCB width: 10mm  Application: recessed mounting on the wall</p> 
<p>Model: XC0019  Dimension: 30*11mm  PCB width: 10mm  Application: for showcase lighting on the shopping mall</p> 	<p>Model: XC0026  Dimension: 15*6mm  PCB width: 8mm  Application: bendable side mounting cove lighting</p> 
<p>Model: XC0020  Dimension: 12*12mm  PCB width: 8mm  Application: glasses recessed on the profile for commodity shelf</p> 	<p>Model: XC0027  Dimension: 18*6mm  PCB width: 12mm  Application: bendable side mounting cove lighting</p> 
<p>Model: XC0021  Dimension: 16*16mm  PCB width: 10mm  Application: for glass cabinet lighting</p> 	<p>Model: XC0028  Dimension: 80*16mm  PCB width: 8mm  Application: for wall light</p> 

<p>Model: XC0029 Dimension: 75*26mm PCB width: 12mm Application: for wall light</p> 	<p>Model: XC0036 Dimension: 15*30mm PCB width: 12mm Application: for wardrobe coat hanger lighting</p> 
<p>Model: XC0030 Dimension: 135*20mm PCB width: 12mm Application: for wall light</p> 	<p>Model: XC0037 Dimension: 17*12mm PCB width: 12mm Application: Adsorbed on iron shelves</p> 
<p>Model: XC0031 Dimension: 19*19mm PCB width: 10mm Application: for wardrobe, socks locker, cabinet, cupboard lighting</p> 	<p>Model: XC0038 Dimension: 27*11mm PCB width: 12mm Application: recessed mounting in the ground</p> 
<p>Model: XC0032 Dimension: 18*18mm PCB width: 12mm Application: for wardrobe, socks locker, cabinet, cupboard lighting</p> 	<p>Model: XC0039 Dimension: 21*26mm PCB width: 12mm Application: recessed mounting in the ground</p> 
<p>Model: XC0033 Dimension: 19*19mm PCB width: 12mm Application: for wardrobe, socks locker, cabinet, cupboard lighting</p> 	<p>Model: XC0040 Dimension: 44*18mm PCB width: 12mm Application: installed between the ceiling and wall</p> 
<p>Model: XC0034 Dimension: 16*7mm PCB width: 12mm Application: Recessed mounting in the shoesbox and cove lighting</p> 	<p>Model: XC0041 Dimension: 45*35mm PCB width: 15mm Application: Installed between the ceiling and wall</p> 
<p>Model: XC0035 Dimension: 18*7mm PCB width: 12mm Application: recessed mounting in the wardrobe</p> 	<p>Model: XC0042 Dimension: 56*12mm PCB width: 12mm Application: surface mounting at the bottom of wall cupboard</p> 

<p>Model: XC0043  Dimension: 32*17mm  PCB width: 12mm  Application: surface mounting at the bottom of wall cupboard</p> 	<p>Model: XC0050  Dimension: 35*90mm  PCB width: 15/20mm  Application: Up and down lighting, suspended installation, with internal driver</p> 
<p>Model: XC0044  Dimension: 19*20mm  PCB width: 15mm  Application: surface mounting at the bottom of wall cupboard</p> 	<p>Model: XC0051  Dimension: 33*85mm  PCB width: 15mm  Application: Up and down lighting, suspended installation, with internal driver</p> 
<p>Model: XC0045  Dimension: 19*20mm  PCB width: 15mm  Application: surface mounting at the bottom of wall cupboard</p> 	<p>Model: XC0052  Dimension: 19*19mm  PCB width: 15mm  Application: surface mounting on the wall with large beam angle</p> 
<p>Model: XC0046  Dimension: 30*7mm  PCB width: 12mm  Application: surface mounting on the shoebox, wine cabinet and wardrobe</p> 	<p>Model: XC0053  Dimension: 19*20mm  PCB width: 15mm  Application: surface mounting on the wall with large beam angle</p> 
<p>Model: XC0047  Dimension: 39*9mm  PCB width: 20mm  Application: surface mounting on the shoebox, wine cabinet and wardrobe</p> 	<p>Model: XC0054  Dimension: 20*26mm  PCB width: 15mm  Application: surface mounting on the wall with large beam angle</p> 
<p>Model: XC0048  Dimension: 48*18mm  PCB width: 12mm  Application: Installed on the wall up and down lighting</p> 	<p>Model: XC0055  Dimension: 20*27mm  PCB width: 15mm  Application: surface mounting on the wall with large beam angle</p> 
<p>Model: XC0049  Dimension: 90*42mm  PCB width: 30mm  Application: Installed on the wall up and down lighting</p> 	<p>Model: XC0056  Dimension: 26*24mm  PCB width: 20mm  Application: surface mounting on the wall with large beam angle</p> 

<p>Model: XC0057            Dimension: 80*80mm            PCB width: 15mm            Application: Suspended installation</p>		<p>Model: XC0064            Dimension: 50*50mm            PCB width: 20mm            Application: Suspended installation, with internal driver, unlinkable</p>	
<p>Model: XC0058            Dimension: 40*40mm            PCB width: 20mm            Application: Suspended installation</p>		<p>Model: XC0065            Dimension: 38*95mm            PCB width: 20mm            Application: Suspended installation, with internal driver, unlinkable</p>	
<p>Model: XC0059            Dimension: 60*60mm            PCB width: 30mm            Application: Suspended installation</p>		<p>Model: XC0066            Dimension: 35*73mm            PCB width: 20mm            Application: Suspended installation, with internal driver, unlinkable</p>	
<p>Model: XC0060            Dimension: 30*30mm            PCB width: 20mm            Application: low voltage            Suspended installation, with external driver, unlinkable</p>		<p>Model: XC0067            Dimension: 50*75mm            PCB width: 25mm            Application: Suspended installation, with internal driver, unlinkable</p>	
<p>Model: XC0061            Dimension: 35*46mm            PCB width: 30mm            Application: low voltage            Suspended installation, with external driver, unlinkable</p>		<p>Model: XC0068            Dimension: 50*50mm            PCB width: 40mm            Application: Suspended installation, with internal driver, unlinkable</p>	
<p>Model: XC0062            Dimension: 35*35mm            PCB width: 30mm            Application: low voltage            Suspended installation, with external driver, unlinkable</p>		<p>Model: XC0069            Dimension: 50*70mm            PCB width: 40mm            Application: Suspended installation, with internal driver, unlinkable</p>	
<p>Model: XC0063            Dimension: 50*32mm            PCB width: 40mm            Application: low voltage            Suspended installation, with external driver, unlinkable</p>		<p>Model: XC0070            Dimension: 80*75mm            PCB width: 70mm            Application: Suspended installation, with internal driver, unlinkable</p>	

<p>Model: XC0071            Dimension: 35*42mm            PCB width: 30mm            Application: surface mounting on the ceiling or wall, with external driver</p> 	<p>Model: XC0078            Dimension: 60*35mm            PCB width: 40mm            Application: low voltage            Suspended installation, with external driver, linkable</p> 
<p>Model: XC0072            Dimension: 35*42mm            PCB width: 30mm            Application: surface mounting on the ceiling or wall, with external driver</p> 	<p>Model: XC0079            Dimension: 75*32mm            PCB width: 60mm            Application: low voltage            Suspended installation, with external driver, linkable</p> 
<p>Model: XC0073            Dimension: 65*32mm            PCB width: 30mm            Application: recessed in the ceiling or wall, unlinkable</p> 	<p>Model: XC0080            Dimension: 100*32mm            PCB width: 80mm            Application: low voltage            Suspended installation, with external driver, linkable</p> 
<p>Model: XC0074            Dimension: 90*32mm            PCB width: 50mm            Application: recessed in the ceiling or wall, unlinkable</p> 	<p>Model: XC0081            Dimension: 50*70mm            PCB width: 30mm            Application: Suspended installation, with internal driver, linkable</p> 
<p>Model: XC0075            Dimension: 120*32mm            PCB width: 70mm            Application: recessed in the ceiling or wall, unlinkable</p> 	<p>Model: XC0082            Dimension: 50*75mm            PCB width: 30mm            Application: Suspended installation, with internal driver, linkable</p> 
<p>Model: XC0076            Dimension: 35*35mm            PCB width: 20mm            Application: low voltage            Suspended installation, with external driver, linkable</p> 	<p>Model: XC0083            Dimension: 50*50mm            PCB width: 40mm            Application: Suspended installation, with internal driver, linkable</p> 
<p>Model: XC0077            Dimension: 50*32mm            PCB width: 40mm            Application: low voltage            Suspended installation, with external driver, linkable</p> 	<p>Model: XC0084            Dimension: 50*75mm            PCB width: 30mm            Application: Suspended installation, with internal driver, linkable</p> 

<p>Model: XC0085 Dimension: 75*77mm PCB width: 50mm Application: Suspended installation, with internal driver, linkable</p>		
<p>Model: XC0086 Dimension: 100*70mm PCB width: 70mm Application: Suspended installation, with internal driver, linkable</p>		
<p>Model: XC0087 Dimension: 64*32mm PCB width: 40mm Application: recessed mounting in the ceiling or wall, linkable</p>		
<p>Model: XC0088 Dimension: 90*32mm PCB width: 60mm Application: recessed mounting in the ceiling or wall, linkable</p>		
<p>Model: XC0089 Dimension: 125*35mm PCB width: 60mm Application: recessed mounting in the ceiling or wall, linkable</p>	