


C50 SERIES

CL LIGHTING

► DESCRIPTIONS

C50 series relying on the simple line lamp. it constructs various fashion simple shapes and light effects through creative design and free segmentation of space, highlighting the extreme aesthetic feeling of linear lighting. Various installation ways like Suspending, Ceiling, Recessed & Wall-mounted are both supported for different applications.



PC COVER

Adopt top quality material import from germany and japan, no hazardous substance, special optical design to make light more nature and no glare


ALUMINUM

Light body adopt aviation grade aluminum, light and durable, environment-friendly, fastness, surface covered with membranae, avoid scratch, oxidation resistance, no deformation

SMD2835 LED

The led light source have passed lm80 test, long lasting lifespan, consistence color and brightness. patent light recipe, can better restore the color of the object





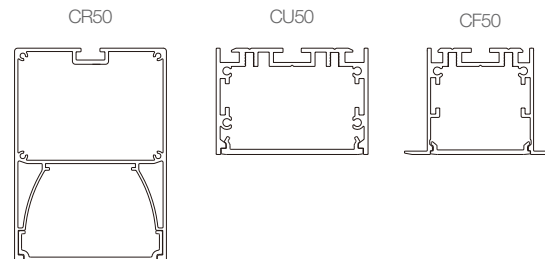
PERFORMANCE AT

SERIES	LENGTH	COMBINATION	LED CCT	VOLTAGE	BEAM ANGLE	LAMP BODY COLOR	DIMMING
C50	1m/1.2m/1.5m Customizable	CR50	3000K	100-277V	CR50 100°	Silver	DALI
		CU50	4000K	Universal 200V - 240V	CU50 100°		
		CF50	6000K		CF50 100°		

LIGHT LOSS FACTORS

	BRAND NAME	LUMINOUS EFFICIENCY	CRI	USING THE ENVIRONMENT	WARRANTY PERIOD
BASELINE	CL LIGHTING	• Plane light 80lm/w	>Ra 80	C50 series, suitable for residential space, office lighting, commercial lighting, industrial lighting and other environments.	3 years

VARIOUS COMBINATIONS



C50 series, suitable for residential space, office lighting, commercial lighting, industrial lighting and other environments.